

Wieland-B16

CuSn6
C51900

Rolled Products



Material Designation	
EN	CuSn6
UNS*	C51900

* Unified Numbering System (USA)

Chemical Composition (Reference)	
Sn	6 %
Cu	balance

Typical Applications
• Stamped parts
• Connectors
• Contact springs

Physical Properties*		
Electrical Conductivity	MS/m %IACS	9 16
Thermal Conductivity	W/(m·K)	75
Coefficient of Electrical Resistance**	10 ⁻³ /K	0.7
Coefficient of Thermal Expansion**	10 ⁻⁶ /K	18.5
Density	g/cm ³	8.80
Modulus of Elasticity	GPa	118
Specific Heat	J/(g·K)	0.377
Poisson's Ratio		0.34

* Reference values at room temperature

** Between 0 and 300 °C

Fabrication Properties	
Capacity for Being Cold Worked	excellent
Machinability	less suitable
Capacity for Being Electroplated	excellent
Capacity for Being Hot-Dip Tinned	excellent
Soft Soldering	excellent
Resistance Welding	good
Gas Shielded Arc Welding	good
Laser Welding	good

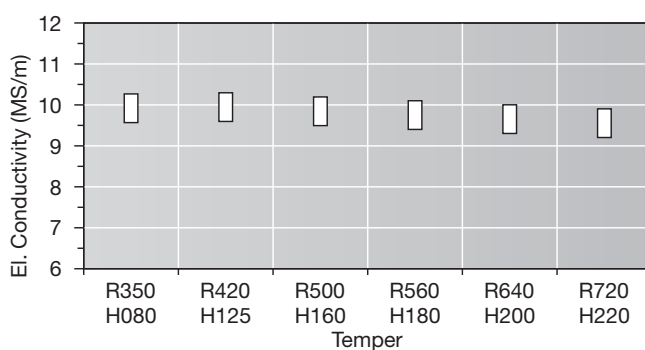
Corrosion Resistance
Resistant to seawater and industrial atmosphere. Largely insensitive to stress corrosion cracking.

Mechanical Properties							
Temper		R350	R420	R500	R560	R640	R720
Tensile Strength R _m	MPa	350–420	420–520	500–590	560–650	640–730	≥ 720
Yield Strength R _{p0.2}	MPa	≤ 300	≥ 360	≥ 460	≥ 530	≥ 610	≥ 690
Elongation A _{50mm}	%	≥ 45	≥ 17	≥ 8	≥ 5	≥ 3	–


Intermediate tempers are feasible. Higher elongation values can be obtained by additional heat treatments.

Temper	H080	H125	H160	H180	H200	H220
Hardness HV	80–110	125–165	160–190	180–210	200–230	≥ 220

Electrical Conductivity



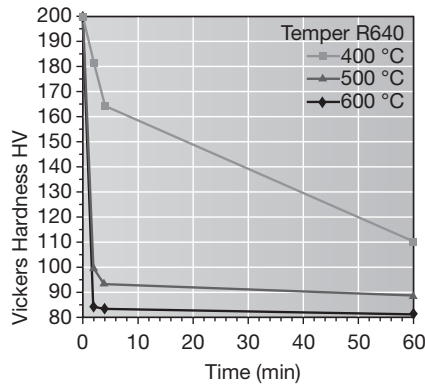
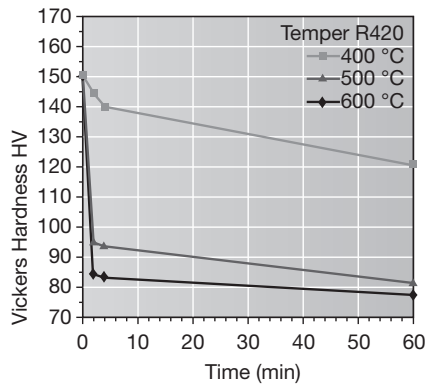
Bendability (Strip Thickness t ≤ 0.5 mm)



Wieland-B16

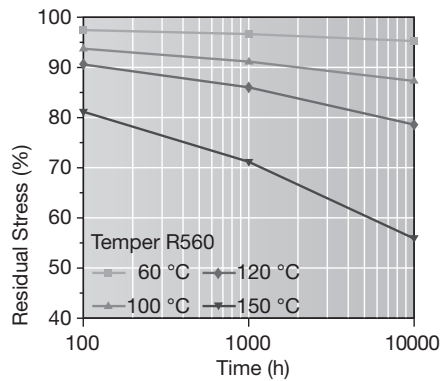
CuSn6
C51900

Resistance to Softening



Vickers hardness after heat treatment (typical values)

Stress Relaxation



Stress remaining as a function of service temperature and time. Measured on stress relief annealed specimens parallel to rolling direction. Values extrapolated according to F. R. Larson, J. Miller, Trans ASME74 (1952) 765-775. Total stress relaxation depends on the applied stress level.

Fatigue Strength

The fatigue strength is defined as the maximum bending stress amplitude which a material withstands for 10^7 load cycles under symmetrical alternate load without breaking. It is dependent on the temper tested and is about $\frac{1}{3}$ of the tensile strength R_m .

Types and Formats Available

- Standard coils with outside diameters up to 1400 mm
- Traverse-wound coils with drum weights up to 1.5 t
- Multicoil up to 5 t
- Hot-dip tinned strip
- Contour-milled strip
- Sheet
- Strip and sheet with protective coating

Dimensions Available

- Strip thickness from 0.10 mm, thinner gauges on request
- Strip width from 3 mm, however min. 10 x strip thickness

Wieland-Werke AG

www.wieland.com

Rolled Products Division

Graf-Arco-Str. 36, 89079 Ulm, Germany, Phone +49 (0)731 944-0, Fax +49 (0)731 944-2772, info@wieland.de
 Ziegeleiweg 20, 42555 Velbert-Langenberg, Germany, Phone +49 (0)731 944-0, Fax +49 (0)731 944-9270, info@wieland.de
 Lantwattenstr. 11, 78007 Villingen-Schwenningen, Germany, Phone +49 (0)731 944-0, Fax +49 (0)731 944-7108, info@wieland.de

This leaflet is for your general information only and is not subject to revision. No claims can be derived from it unless there is evidence of intent or gross negligence. The data given are no warranty that the product is of a specified quality and they cannot replace expert advice or the customer's own tests.