

Material Designation	
EN	no EN standard
UNS*	C70250

\* Unified Numbering System (USA)

Chemical Composition (Reference)	
Ni	3 %
Si	0.65 %
Mg	0.15 %
Cu	balance

Typical Applications
• Components for the electrical industry
• Stamped parts
• Connectors
• Relay springs
• Semiconductor components

Physical Properties*		
Electrical Conductivity	MS/m	25
	%IACS	43
Thermal Conductivity	W/(m·K)	190
Coefficient of Electrical Resistance**	10 <sup>-3</sup> /K	1.8
Coefficient of Thermal Expansion**	10 <sup>-6</sup> /K	17.6
Density	g/cm <sup>3</sup>	8.82
Modulus of Elasticity	GPa	130
Specific Heat	J/(g·K)	0.399
Poisson's Ratio		0.34

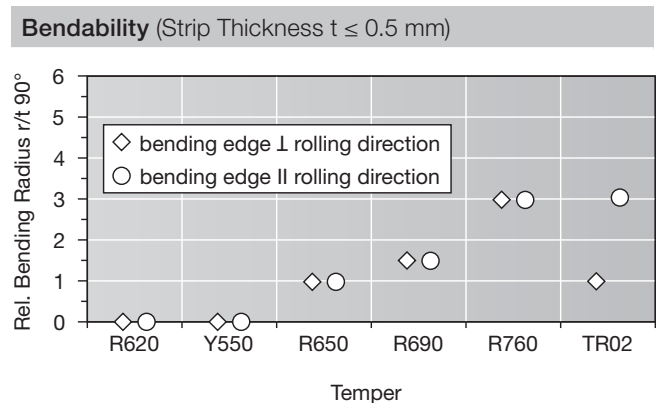
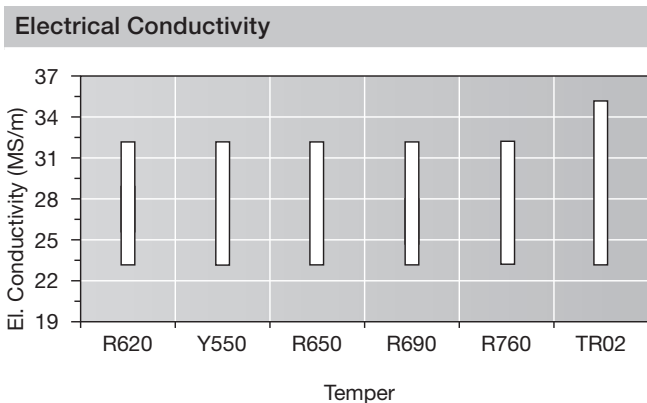
\* Reference values at room temperature

\*\* Between 0 and 300 °C

Fabrication Properties	
Capacity for Being Cold Worked	good
Machinability	less suitable
Capacity for Being Electroplated	good
Capacity for Being Hot-Dip Tinned	good
Soft Soldering	good
Resistance Welding	fair
Gas Shielded Arc Welding	good
Laser Welding	less suitable

**Corrosion Resistance**  
Wieland-K55® has good corrosion resistance in natural atmosphere. It is insensitive to stress corrosion cracking.

Mechanical Properties							
Temper		R620	Y550	R650	R690	R760	TR02
Tensile Strength R <sub>m</sub>	MPa	620–760	620–740	650–780	690–800	760–840	608–725
Yield Strength R <sub>p0.2</sub>	MPa	≥ 500	≥ 550	≥ 585	≥ 655	≥ 720	550–650
Elongation A <sub>50mm</sub>	%	≥ 10	≥ 14	≥ 7	≥ 5	≥ 7	≥ 6
Hardness HV (for information only)		(180–220)	(180–230)	(200–240)	(220–260)	(210–250)	(180–220)

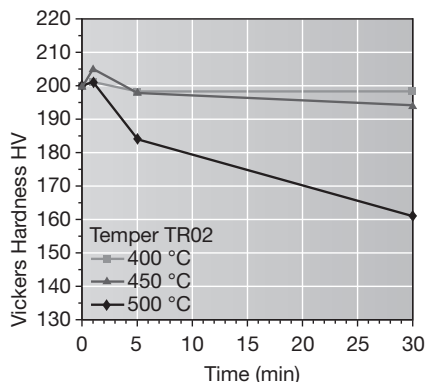
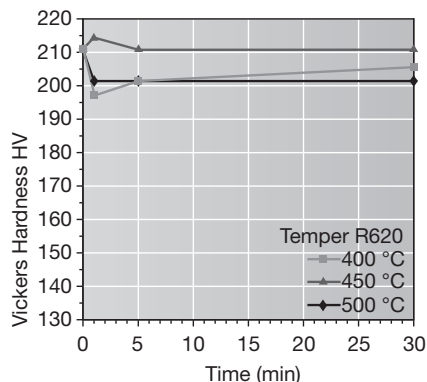


# Wieland-K55<sup>®</sup>

CuNi3Si1Mg

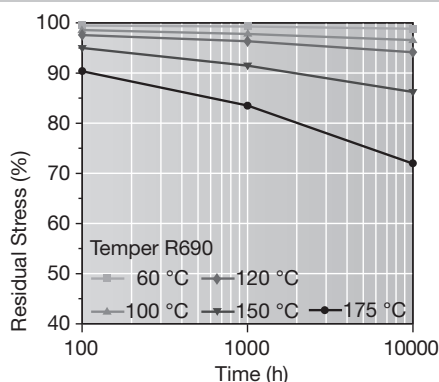
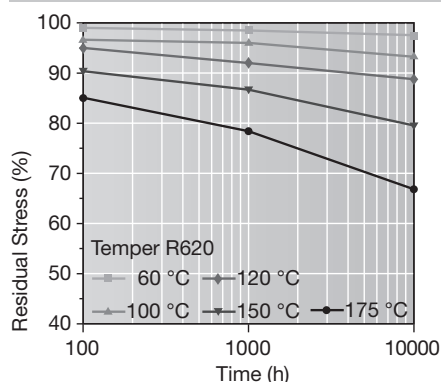
C70250

## Resistance to Softening



Vickers hardness after heat treatment (typical values)

## Stress Relaxation



Stress remaining as a function of service temperature and time. Measured on stress relief annealed specimens parallel to rolling direction. Values extrapolated according to F. R. Larson, J. Miller, Trans ASME74 (1952) 765-775. Total stress relaxation depends on the applied stress level.

## Fatigue Strength

The fatigue strength is defined as the maximum bending stress amplitude which a material withstands for  $10^7$  load cycles under symmetrical alternate load without breaking. It is dependent on the temper tested and is about  $\frac{1}{3}$  of the tensile strength  $R_m$ .

## Types and Formats Available

- Standard coils with outside diameters up to 1400 mm
- Traverse-wound coils with drum weights up to 1.5 t
- Multicoil up to 5 t
- Hot-dip tinned strip
- Contour-milled strip
- Sheet
- Strip and sheet with protective coating

## Dimensions Available

- Strip thickness from 0.10 mm, thinner gauges on request
- Strip width from 3 mm, however min. 10 x strip thickness

Wieland-Werke AG

www.wieland.com

Rolled Products Division

Graf-Arco-Str. 36, 89079 Ulm, Germany, Phone +49 (0)731 944-0, Fax +49 (0)731 944-2772, info@wieland.de  
 Ziegeleiweg 20, 42555 Velbert-Langenberg, Germany, Phone +49 (0)731 944-0, Fax +49 (0)731 944-9270, info@wieland.de  
 Lantwattenstr. 11, 78007 Villingen-Schwenningen, Germany, Phone +49 (0)731 944-0, Fax +49 (0)731 944-7108, info@wieland.de

This leaflet is for your general information only and is not subject to revision. No claims can be derived from it unless there is evidence of intent or gross negligence. The data given are no warranty that the product is of a specified quality and they cannot replace expert advice or the customer's own tests.